

RIDER'S GUIDE

FOR RIDER SAFETY AND GUESTS WITH DISABILITIES

TABLE OF CONTENTS

Welcome to Adventure Cove Waterpark.....Page 4

General Information.....Page 5

- Parking
- Restrooms
- First Aid
- Family Services

Vision Disabilities.....Page 5

- Service Animals

Guests Using Manual Wheelchairs.....Page 6

Guests Using Electric Convenience Vehicles (ECVs) and Electric Wheelchairs.....Page 6

Guests with Missing Limbs and Prosthesis.....Page 7

Explanation of Terms.....Page 7

To Ride, You Should Be Able To:.....Page 8

Descriptions and Restrictions.....Page 9

General Waterpark Safety.....Page 10

Permitted Attractions Dress Code.....Page 10

Taking Care of Yourself in the Heat & Sun..... Page 12

Symbol Descriptions.....Page 13

Attractions

- Adventure River.....Page 20
- Big Bucket Treehouse.....Page 21
- Bluewater Bay.....Page 22
- Dueling Racer.....Page 23
- Pipeline Plunge.....Page 24
- Riptide Rocket.....Page 25
- Seahorse Hideaway.....Page 26
- Spiral Washout.....Page 27
- Splashworks.....Page 28
- Tidal Twister.....Page 29
- Whirlpool Washout.....Page 30
- Rainbow Reef.....Page 31
- Wetmaze: Maze.....Page 32
- Wetmaze: Ropes Course.....Page 33

Ultimate Marine Encounters

*Separate charges apply

- Ray Bay.....Page 34
- Sea Trek®.....Page 35
- Shark Encounter.....Page 36
- Shark Dive.....Page 37
- Open Ocean Dive.....Page 38
- Discover Scuba Diving.....Page 39

Dolphin Interaction Programmes.....Page 40

*Separate charges apply

Welcome

This guide is provided to give details on every attraction in Adventure Cove Waterpark. Our goal is to ensure that everyone can make well-informed decisions about his/her ability to safely experience our attractions. If you have any query while you are in the park, simply approach any member of our staff for assistance.

We have also included information for guests with disabilities. This outlines the accommodations at each attraction and the physical requirements for entering or exiting the slides and other areas. Please note that while members of our staff are eager to help as much as they can, they are not formally trained to lift or carry guests with disabilities. We would therefore recommend that guests with disabilities be accompanied by person(s) who are qualified to render the care required.

Our goal is to accommodate all our guests to the best of our ability. We look forward to serving you at the park, and wish you the greatest of enjoyment in your experience of the attractions.

General Information

PARKING

Vehicles entering Resorts World® Sentosa with a Disabled Parking Permit will be directed to the parking area for Guests with Disabilities.

RESTROOMS

All restrooms within the park have facilities that are accessible to guests using wheelchairs. Please check the park maps for specific locations.

In each male and female restroom, there is a larger lavatory for guests who may require additional space based on specific physical conditions.

FIRST AID

Our First Aid facilities at Resorts World Sentosa are staffed with registered nurses and professional paramedics. In Adventure Cove Waterpark, the First Aid Post is located near the Whirlpool Washout and Spiral Washout queue.

FAMILY SERVICES

At Adventure Cove Waterpark, you'll find nursing facilities located at the restrooms at Grotto Level 2. A children-only shower area is located opposite the Bluewater Bay. Please check the Adventure Cove Waterpark map for specific locations.

Vision Disabilities

SERVICE ANIMALS

Service animals are welcome in all of our restaurants and merchandise locations, plus most other locations throughout Adventure Cove Waterpark.

However, service animals are not permitted on, or in, any of our water attractions. This is due to the nature of the experience, safety of our marine animals, and local regulations for swimming pools.

A designated walking area is available; please visit Guest Services to speak with one of our coordinators.

Guests Using Manual Wheelchairs

All our shopping and dining facilities are wheelchair accessible. These areas are clearly marked with the International Symbol of Accessibility.

Wheelchairs are welcome at Adventure Cove Waterpark; however, they are not available for rent. Our water slides require a guest to walk up a series of steps to the boarding area. In all cases, a guest must be capable of moving to seat of the raft (either on their own or with the assistance of another person in their party).

The interactive water attractions in the park require a guest to be able to move into a swimming pool. Due to the unique participatory nature of the attractions, swimming skills are strongly advisable.

As a benefit to guests who are not confident of their swimming abilities, complimentary life jackets for both adults and children are available.

Guests Using Electric Convenience Vehicles (ECVs) and Electric Wheelchairs

Electric Convenience Vehicles (ECVs) and electric wheelchairs are welcome at Adventure Cove Waterpark; however they are not available for rent.

We apologise, but none of the attractions or attraction queues at our park will accommodate Electric Convenience Vehicles (ECVs) or electric wheelchairs.

Please note that water slides, pools, and attractions use chlorinated water and our interactive animal attractions use marine salt water, which may pose problems for electrical components.

Guests with Missing Limbs and Prosthesis

Guests must remove prosthetic limbs before riding any of the water slides or adventure courses to prevent hazards or loss.

All attractions have specific rider requirements for riders with missing limbs, with the exception of:

- Adventure River
- Bluwater Bay
- Seahorse Hideaway

For non-slide or adventure course attractions, guests with prosthesis will be required to secure the limb.

It is also recommended that guests with prosthesis that has met ride requirements of attractions to have a ride companion with them.

Please ask attendant for more information.

Explanation of Terms

All attractions at Adventure Cove Waterpark™ incorporate safety systems designed to accommodate people of average physical stature and body proportion. Therefore, certain restrictions may apply for some guests at each attraction based on the nature of the experience.

This includes restrictions based on body shape or size, weight, health, medical condition, or other physical condition which would be affected by the experience.

Our primary consideration is the ability of each person to endure the dynamics at play within each attraction without risk of injury to themselves or others.

We have used a standard set of terms to describe our attractions. Our intent is to provide you with a clear understanding of each attraction so you can make an informed decision on whether you wish to experience it.

The attraction information in this guide will be presented in the following categories:

ATTRACTION DESCRIPTION

This section outlines the specific movements of the ride.

IMPORTANT ACCESS INFORMATION

This section outlines specific physical restrictions and requirements to ensure a comfortable and safe experience.

The fundamental requirements to ride may differ from attraction to attraction. These variations are detailed in the following section titled "To Ride, You Should Be Able To".

It is important to review this information fully before experiencing each attraction. Consult with any attendant to clarify any issue or question you may have.

To Ride, You Should Be Able To:

CONTINUOUSLY GRASP THE HANDLES WITH BOTH UPPER LIMBS

EXPLANATION: The rider must have both upper limbs exhibiting good grip control with the ability to brace, and strong enough to allow the rider to maintain the proper riding position through the duration of the ride.

INDEPENDENTLY MAINTAIN YOURSELF IN AN UPRIGHT POSITION WHILE SEATED

EXPLANATION: The rider must have the body and spinal control to sit upright (or prone position with elbows tucked in for Dueling Racer) without the aid of other people or devices and be able to maintain the proper riding posture even during bumping or other characteristic movements of the ride.

ABSORB SUDDEN AND DRAMATIC MOVEMENTS SIMILAR TO A ROLLER COASTER

EXPLANATION: The rider must have sufficient awareness of the nature of the ride and the ability to sit upright, hold on to the restraint mechanism, and brace themselves during the dynamic motion of the ride.

Descriptions and Restrictions

These are a few general conditions which apply:

CASTS OR BRACES

Guests with a cast or a brace on one or more limbs will be restricted from experiencing an attraction if the cast or brace may present a hazard to guest or others. For the safety of all guests, we do not allow anyone with a visible injury, such as a hard cast, to ride any of the water slides.

For the safety of our marine animals, guests in non-waterproof casts will not be permitted to experience our immersive animal attractions.

If in doubt of your ability to ride/experience the attraction, please do not hesitate to consult any attendant with your query.

ACCOMPANIED BY A SUPERVISING COMPANION

All our attractions require children who meet the boarding requirements but are under 122cm in height to be accompanied by a Supervising Companion. The Supervising Companion must meet all posted ridership requirements.

Children must also be able to maintain the appropriate ride posture (upright or prone, depending on the attraction) without assistance.

HANDHELD INFANTS ARE NOT PERMITTED

We regret that most attractions are not able to accommodate handheld infants.

- Young children must be able to walk to and from the attraction entrance without assistance.
- Children must have the body and spinal control to sit upright and maintain the proper riding posture without the aid of other people or devices.

Young children who cannot meet either of these requirements are considered handheld infants.

General Waterpark Safety

Only guests in Permitted Attractions Dress Code will be allowed to experience the attraction.

Permitted Attractions Dress Code



Due to the variety of swimwear and water shoes, guest may write in to enquiries@rwsentosa.com for assistance and advice prior to their trip to Adventure Cove Waterpark.

Guests are strongly recommended to wear appropriate water shoes; the ground can get hot and so will your feet!

Attraction height requirement is measured based on riding state – if you are not wearing your water shoes or any other approved footwear, you should measure your height while barefooted.

Personal flotation devices are not permitted. Complimentary life jackets for both adult and children are available.

Guests are required to shower before entering any body of water.

For ride safety verification, weight checks will be conducted at the attractions.

Loose articles and any other hard objects are not permitted in any of our attractions. Only selected items may be permitted. Refer to attendants for assistance.

Guests under the influence of drugs, intoxicated or otherwise similarly impaired may not be permitted to experience the attractions.

In the event of inclement weather, all outdoor attractions will be suspended for your safety.

Sunscreen, swimwear, beach wear, towels, gifts, and other necessities are available for purchase at Reef n Wave Wear located near the entrance.

If in doubt of your ability to ride/experience the attraction, simply approach any attendant with your query.

Taking Care of Yourself in the Heat & Sun

GET THE RIGHT SUN PROTECTION!

Sunscreens are the best products to help prevent the sun's ultraviolet (UV) radiation from reaching the skin. A broad-spectrum sunscreen, such as Banana Boat, offers protection against the UV rays.

BE SPF SAVVY

SPF, or Sun Protection Factor, is a measure of a sunscreen's ability to prevent UVB rays from damaging the skin. We recommend a minimum SPF 30 or greater to be applied at least 20 to 30 minutes before prolonged sun exposure.

APPLY...AND REAPPLY!

Apply enough sunscreen to thoroughly cover all exposed skin. Don't forget the ears! Reapply sunscreen at least every 2 hours, and more often after swimming.

HYDRATING TIPS

The heat and humidity in Singapore can affect anyone. Playing under the hot sun for long hours can cause stress on your body, especially if you come from a cooler country.

- Don't overdo it! Slow down, relax, and enjoy our resort lifestyle.
- Stay in the shade whenever possible.
- Drink lots of water – at least one serving every 15 to 20 minutes and whenever you are thirsty. Avoid soft drinks and sugary drinks.
- Keep an eye on family members – particularly children – for early signs of heatstroke.
- If you are feeling unwell, notify any member of our staff or stop by the First Aid Post located near the Whirlpool Washout and Spiral Washout queue.

Symbol Descriptions

You will also see the following symbols used throughout the attraction and immersive experience information sections.



Attraction is not recommended for guests with a history of back or neck conditions.



Attraction is not recommended for guests with a history of heart or blood pressure trouble.



Guests should secure or remove prosthetic limbs before riding to prevent hazards or loss due to ride forces.



Guests must remove prosthetic limbs before riding to prevent hazards or loss due to ride forces.



Attraction is not recommended for expectant mothers.



Attraction is not recommended for those susceptible to motion sickness.



Attraction is not recommended for guests with recent surgery.



Attraction is not recommended for those wearing casts or unhealed wounds including scratches, lacerations, or abrasions.



Guests must at least be of this height to experience this attraction.



Guests within this height range must be accompanied by a supervising companion.



Children must be accompanied by a supervising companion.



Sunglasses, prescription eyewear, and swimming goggles are not permitted on this water slide. Jewellery and watches must also be removed prior to riding.



Mask, snorkels, and fins are not permitted in this attraction.



The floating safety buoy line in many of our pools is there for your safety. Guests are not permitted to cross this line while in the water at these attractions.



Life jackets should be worn by children or individuals who are not strong swimmers.

Life jackets to be worn at all times at Rainbow Reef.



Weight limits and control applies at these attractions; guest must be within specified weight limits in order to experience this attraction.





Inflatables and floating mats are not permitted in this attraction.



This indicates the depth of water at this attraction. Guests should assess their ability to swim before experiencing this attraction.



Please respect our marine animals while experiencing our immersive animal interaction activities. Swim in a standard manner and do not attempt to touch any of the marine animals.



For the health and safety of our guests and marine animals, guests are required to shower before entering any of our attractions.



Loose articles are not permitted to be carried while experiencing this attraction. This includes hats, spectacles, and cameras.



To avoid serious injury: Do not attempt to slow down, stop, or counter the motion of the ride.



To avoid serious injury: Running, diving, and horseplay are not permitted.



Guests must continuously grasp handles and maintain upright position while riding.



Guests must remain seated and hold on to the handles at all times.



Guests must continuously grasp handles and maintain prone position while riding; with elbows tucked in at all times.



Guests must be a competent swimmer to experience this attraction.



Attraction is not recommended for guests with breathing disorders.



Attraction is not recommended for guests with claustrophobia.



The harness may not accommodate guests with certain body dimensions and capacity.



Guests are to avoid making any sudden movements.



Loose footwear is not permitted in this attraction.



To avoid serious injury: Guests are to enter and exit only at designated areas.



This indicates the minimum age for a child to participate.



Guests must be able to swim and hold their breath underwater to experience this attraction.



To avoid serious injury: Do not attempt to hang or climb on the rockworks.



Children below 12 years old must be accompanied by a parent or guardian who is at least 21 years of age.



Guests with fear of heights should not experience this attraction.

Attractions

ADVENTURE RIVER

ATTRACTION DESCRIPTION

This slow moving river flows around the park through 14 themed zones where you can enjoy the sights and sounds of your surroundings.

IMPORTANT ACCESS INFORMATION



Access to Adventure River is via one of four entry and exit points containing a series of 7 or 9 steps depending on location. Children must be accompanied by a supervising companion.

For your safety, move with the current at all times. Do not hang or climb on the rockworks.

IMPORTANT SAFETY RULES AND REGULATIONS



BIG BUCKET TREEHOUSE

ATTRACTION DESCRIPTION

This multi-level treehouse is surrounded by ankle-deep water with interactive features, slides, and a giant bucket.

IMPORTANT ACCESS INFORMATION



The treehouse is in the centre of a wading pool ranging up to 0.3m in depth. The higher level comprises 2 water slides and is accessible via both stairways and rope bridges.

Children must be accompanied by a supervising companion.

IMPORTANT SAFETY RULES AND REGULATIONS



For both slides, additional safety regulations apply including but are not limited to:



BLUWATER BAY

ATTRACTION DESCRIPTION

This wave pool generates strong waves periodically in waters of various depths.

IMPORTANT ACCESS INFORMATION



Access to Bluwater Bay is via a gradual sloping entry to the pool.

Children must be accompanied by a supervising companion.

IMPORTANT SAFETY RULES AND REGULATIONS

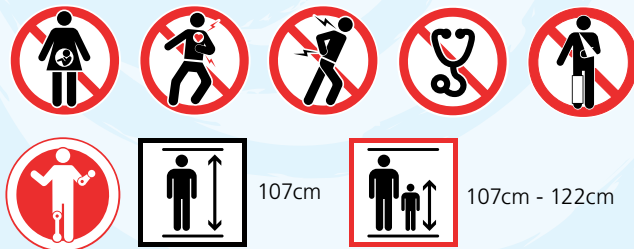


DUELING RACER

ATTRACTION DESCRIPTION

Riders race head first on this 73-metre two-lane slide as they lay prone on a specially designed mat. The experience includes sudden and dramatic drops, face first.

IMPORTANT ACCESS INFORMATION



Access to Dueling Racer is via an uphill walkway and a stairwell with 46 steps. A step of 18cm will be encountered upon entry to the ride. Riders climb over two 18cm steps to exit from the splashdown runoff.

Suitable for single riders only. Single riders are required to hold firmly onto both handles at the front of the mat and keep elbows tucked in.

Children between 107cm to 122cm in height must be accompanied by a supervising companion.

TO RIDE, YOU SHOULD BE ABLE TO:

Continuously grasp the mat handles with both upper limbs; independently maintain yourself in a prone position; absorb sudden and dramatic movements similar to a roller coaster.

IMPORTANT SAFETY RULES AND REGULATIONS




PIPELINE PLUNGE

ATTRACTION DESCRIPTION

This is a fast and thrilling water slide that has portions completely enclosed and dark. Expect sudden and dramatic tilting and dropping raft movements.

IMPORTANT ACCESS INFORMATION




Access to Pipeline Plunge is via an uphill walkway and a stairwell with 40 steps. A step of 49cm will be encountered upon entry to the ride. Riders climb a series of 6 steps to exit from the splashdown pool.

Suitable for single or double riders. Single riders are required to sit in the front "seat" of a double raft. The weight of the single rider should not exceed 115kg. The combined weight of riders in a double raft should not exceed 180kg per raft.

TO RIDE, YOU SHOULD BE ABLE TO:

Continuously grasp the handles with both upper limbs; independently maintain yourself in an upright position while seated; absorb sudden and dramatic movements similar to a roller coaster.

IMPORTANT SAFETY RULES AND REGULATIONS



RIPTIDE ROCKET

ATTRACTION DESCRIPTION

This is a hydro-magnetic water coaster that is fast and thrilling which has portions that are completely enclosed and dark. Expect sudden and dramatic tilting, dropping and climbing raft movements at high speed.

IMPORTANT ACCESS INFORMATION



Access to Riptide Rocket is via a walkway and short staircase with 14 steps. Riders board rafts on a stationary loading platform and are transported to the top of the slide via a conveyor belt. Riders climb a series of 7 steps to exit from the splashdown pool.

Children between 107cm to 122cm in height must be accompanied by a supervising companion.

Suitable for single or double riders. Single riders are required to sit in the front "seat" of the raft. The weight of the single rider should not exceed 115kg. The combined weight of riders in a double raft should not exceed 180kg per raft.

RIPTIDE ROCKET

TO RIDE, YOU SHOULD BE ABLE TO:

Continuously grasp the handles with both upper limbs; independently maintain yourself in an upright position while seated; absorb sudden and dramatic movements similar to a roller coaster.

IMPORTANT SAFETY RULES AND REGULATIONS



SEAHORSE HIDEAWAY

ATTRACTION DESCRIPTION

This is a shallow wading pool equipped with water features, suitable for young children.

IMPORTANT ACCESS INFORMATION



The Seahorse Hideaway wading pool is accessed via 2 steps.

Children must be accompanied by a supervising companion.

IMPORTANT SAFETY RULES AND REGULATIONS



SPIRAL WASHOUT

ATTRACTION DESCRIPTION

This is a fast and thrilling water slide that has portions that are completely enclosed and dark. Expect sudden and dramatic tilting and dropping raft movements.

IMPORTANT ACCESS INFORMATION



Access to Spiral Washout is via a walkway and a stairwell with 60 steps. A step of 49cm will be encountered upon entry to the ride. Riders climb a series of 4 steps to exit from the splashdown pool.

Suitable for single or double riders. Single riders are required to sit in the front "seat" of a double raft. The weight of a single rider should not exceed 115kg. The combined weight of riders in a double raft should not exceed 180kg per raft.

TO RIDE, YOU SHOULD BE ABLE TO:

Continuously grasp the handles with both upper limbs; independently maintain yourself in an upright position while seated; absorb sudden and dramatic movements similar to a roller coaster.

IMPORTANT SAFETY RULES AND REGULATIONS



SPLASHWORKS

ATTRACTION DESCRIPTION

This is a physically demanding, obstacle-based attraction. Activities include walking across beams, climbing ropes and nets, and leaping off at heights.

Balance Beam : A single beam requiring good balance to cross a swimming pool.

Rope Climb : Climb a swinging rope and ring the bell above a pool.

Parallel Tight Rope : Participants balance on a single rope – using an overhead rope to cross hand-over-hand across a pool.

Burma Bridge : A swinging rope bridge suspended over a pool.

Jump Platform : A medium and low jump platform.

Cargo Net : Participants climb across the cargo net suspended over a pool.

Log Climb : Climb a cargo net and rock wall and ring the bell above a pool.

IMPORTANT ACCESS INFORMATION



Access to the different stations varies between 4 to 13 steps depending on the activity. Guests are required to be competent swimmers, and be able to step out of the pool using a pool ladder.

Guests with past physical injuries involving dislocations should not experience this attraction.

Guests who weigh more than 120kg should not experience this attraction.

All stations require significant physical ability of the participant in order to experience the attraction.

SPLASHWORKS

IMPORTANT SAFETY RULES AND REGULATIONS




TIDAL TWISTER

ATTRACTION DESCRIPTION

This is a fast and thrilling water slide that has portions that are completely enclosed and dark. Expect sudden and dramatic tilting and dropping raft movements.

IMPORTANT ACCESS INFORMATION



Access to Tidal Twister is via an uphill walkway and a stairwell with 40 steps. A step of 49cm will be encountered upon entry to the ride. Riders climb a series of 6 steps to exit from the splashdown pool.


Suitable for single or double riders. Single riders are required to sit in the front "seat" of a double raft. The weight of the single rider should not exceed 115kg. The combined weight of riders in a double raft should not exceed 180kg per raft.

TO RIDE, YOU SHOULD BE ABLE TO:

Continuously grasp the handles with both upper limbs; independently maintain yourself in an upright position while seated; absorb sudden and dramatic movements similar to a roller coaster.

TIDAL TWISTER

IMPORTANT SAFETY RULES AND REGULATIONS



WHIRLPOOL WASHOUT

ATTRACTION DESCRIPTION

This is a fast and thrilling water slide that has portions that are completely enclosed and dark. Expect sudden and dramatic tilting and dropping raft movements.

IMPORTANT ACCESS INFORMATION



Access to Whirlpool Washout is via a walkway and a stairwell with 60 steps. A step of 49cm will be encountered upon entry to the ride. Riders climb a series of 8 steps to exit from the splashdown pool.


Suitable for single or double riders. Single riders are required to sit in the front "seat" of a double raft. The weight range for a rider is 26kg to 115kg. The combined weight of riders in a double raft should not exceed 180kg per raft.

TO RIDE, YOU SHOULD BE ABLE TO:

Continuously grasp the handles with both upper limbs; independently maintain yourself in an upright position while seated; absorb sudden and dramatic movements similar to a roller coaster.

WHIRLPOOL WASHOUT

IMPORTANT SAFETY RULES AND REGULATIONS

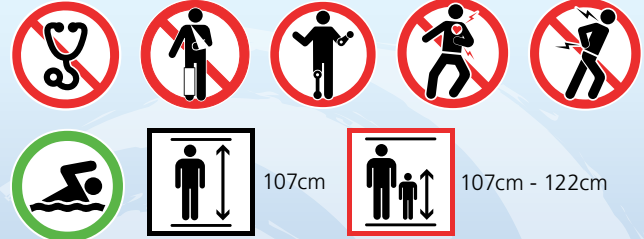


RAINBOW REEF

ATTRACTION DESCRIPTION

This is a salt water snorkeling facility alongside several marine species in their habitat. Expect deep and cold water conditions.

IMPORTANT ACCESS INFORMATION



Access to Rainbow Reef is via 8 steps to the dispatch platform, and a total of 9 steps to exit the attraction.

Children between 107cm to 122cm in height must be accompanied by a supervising companion.

Guests will be required to breathe through a standard snorkel as part of the experience. As such those with respiratory difficulties should not experience this attraction.

For your safety, move with the current at all times. Do not hang or climb on the rockworks. Be mindful of the marine life and never attempt to touch or grab any of the fish.

RAINBOW REEF

IMPORTANT SAFETY RULES AND REGULATIONS



WETMAZE: MAZE

ATTRACTION DESCRIPTION

This is a wet maze experience equipped with sneaky water blasters, water sprays and more, suitable for guests of all capacity.

IMPORTANT ACCESS INFORMATION



Access to Wetmaze: Maze is via lift to the third level, or via 3 flights of stairs.

Children must be supervised at all times.

Guests on wheelchairs may remain in their wheelchair throughout.

IMPORTANT SAFETY RULES AND REGULATIONS



WETMAZE: ROPES COURSE

ATTRACTION DESCRIPTION

This is a physically demanding, obstacle-based high element attraction. Activities include walking across ropes and planks at height in a harness.

IMPORTANT ACCESS INFORMATION



Access to Wetmaze: Ropes Course is via lift to the third level, or via 3 flights of stairs, followed by another 2 flights of stairs consisting of 23 steps to the dispatch platform.

Children must be supervised at all times.

Guests with fear of heights should not experience this attraction.

The harness may not accommodate guests with certain body dimensions and capacity.

IMPORTANT SAFETY RULES AND REGULATIONS



Ultimate Marine Encounters

Experience a world teeming with thousands of marine animals, and get up close with some of the most majestic creatures of the sea with our Ultimate Marine Encounters!


Reservations can be made at reservations@rwsentosa.com. Walk-in reservations is subject to availability, and not available for Sea Trek, Open Ocean Dive, Shark Dive and Discover Scuba Diving.

RAY BAY

ATTRACTION DESCRIPTION

Wade among dozens of rays with our aquarist and learn more about these creatures as you touch their velvety wings, in a memorable encounter filled with discovery.

IMPORTANT ACCESS INFORMATION



Guests must be at least 107cm, and 5 years old to participate. Children below 12 years old must be accompanied by a supervising companion.

Participants will be entering a pebble floored saltwater environment and will be hand feeding the rays. Guests are required to wear booties, and gloves are compulsory for the feeding hand.

Each session is limited to maximum of 12 participants, and is subject to availability.

RAY BAY

IMPORTANT SAFETY RULES AND REGULATIONS



SEA TREK®

ATTRACTION DESCRIPTION

Stroll along with colourful marine life while manta rays glide around you. Sea Trek® gives you a rare opportunity to walk and breathe freely as you explore the ocean realm.

IMPORTANT ACCESS INFORMATION



Guests must be at least 15 years old to participate. Participants under the age of 21 must have a parent/legal guardian complete and sign the health declaration and liability forms.

Participants must be medically fit based on medical/health declaration.

Participants must NOT be due to fly within the next 12 hours.

Each session is limited to maximum of 5 participants, and is subject to availability.

IMPORTANT SAFETY RULES AND REGULATIONS



SHARK ENCOUNTER

ATTRACTION DESCRIPTION

Feel the intense thrill of being circled by hammerhead, silvertip, sandbar sharks and more in our Shark Seas habitat! Put yourself inches away from these marine predators and watch in awe from within the safety of a customised acrylic enclosure.

IMPORTANT ACCESS INFORMATION



Guests must be at least 12 years old to participate. Participants under the age of 21 must have a parent/legal guardian complete and sign the health declaration and liability forms.

Each session is limited to maximum of 2 participants and is subject to availability.

IMPORTANT SAFETY RULES AND REGULATIONS



SHARK DIVE

ATTRACTION DESCRIPTION

Experience the thrill of swimming with the sea's apex predators! Dive into our Shark Seas Habitat to get up close and personal with over 100 sharks of 12 different species, including the endangered scalloped hammerhead shark, silvertip shark and sandbar shark.

IMPORTANT ACCESS INFORMATION



Guests must be at least 12 years old to participate. Participants under the age of 21 must have a parent/legal guardian complete and sign the health declaration and liability forms.

Participants must be medically fit based on the medical/health declaration.

Participants must NOT be due to fly within the next 12 hours.

Limited to a maximum of 6 participants per session. Subject to availability.

Participants are required to be SCUBA certified – an additional Dive Refresher will be conducted for those who have not dive over the last 12 months. Certification cards and dive logs must be produced to reflect these records.

IMPORTANT SAFETY RULES AND REGULATIONS



OPEN OCEAN DIVE

ATTRACTION DESCRIPTION

Immerse yourself in the awe-inspiring Open Ocean habitat, the centrepiece of S.E.A. Aquarium. Descend up to 12 metres to marvel at majestic manta rays, groupers, and schools of fish for an unforgettable encounter.

IMPORTANT ACCESS INFORMATION



Guests must be at least 12 years old to participate. Participants under the age of 21 must have a parent/legal guardian complete and sign the health declaration and liability forms.

Must be medically fit based on the medical/health declaration.

Participants must NOT be due to fly within the next 12 hours.

Each session is limited to maximum of 6 participants and is subject to availability.

Participants are required to be SCUBA certified – an additional Dive Refresher will be conducted for those who have not dive over the last 12 months. Certification cards and dive logs must be produced to reflect these records.

IMPORTANT SAFETY RULES AND REGULATIONS



DISCOVER SCUBA DIVING

ATTRACTION DESCRIPTION

Discover Scuba Diving is a quick and easy introduction to what it takes to explore the underwater world. Learn key skills and knowledge that you will use during every scuba dive under the close supervision of our PADI professional instructors. With dive equipment and DSD course materials provided, you will complete your extraordinary first dive in just 2.5 hours!

IMPORTANT ACCESS INFORMATION



Guests must be at least 10 years old to participate. Participants under the age of 21 must have a parent/legal guardian complete and sign the health declaration and liability forms.

Guests must be medically fit based on the medical/health declaration.

Participants must NOT be due to fly within the next 18 hours.

Each session is limited to maximum of 4 participants and is subject to availability.

Participants are not required to be SCUBA certified.

IMPORTANT SAFETY RULES AND REGULATIONS



Dolphin Interaction Programmes

DOLPHIN OBSERVER

Catered only to the families and friends of the participants, for them to enjoy a great view of what's going on from the comfort of their seats in the shade!

DOLPHIN ENCOUNTER

Get up-close with dolphins without getting into the water. Interact with these incredibly smart marine mammals from the edge of the lagoon.

DOLPHIN DISCOVERY

Get waist-deep for a shallow water encounter with dolphins, suitable for practically everyone.

DOLPHIN ADVENTURE

Get into deeper water for an action-packed dolphin encounter. Experience the thrill of having dolphins propel you as you hold on to a body board.

DOLPHIN TREK

Experience the rare opportunity to stroll underwater and interact with dolphins.

DOLPHIN VIP

Custom-made to your preference for shallow or deep water interaction, this programme gives you exclusive access to our VIP lagoons for a more private experience.

TRAINER FOR A DAY

Discover how our specialists care for our dolphins. Meet dolphins up-close and go on a behind-the-scenes tour of our world-class facilities.

Programme	Interaction Area	Age & Height Requirement	Ability to Swim	Maximum Group Size
Dolphin Observer	Pool-side Dry Activity	All Ages	No Requirement	Subjective
Dolphin Encounter				Subjective
Dolphin Discovery	In-water Wet Activity	Minimum 4 years old, Below 110cm must be carried (1 Adult to 1 Child)	No Requirement	Subjective
Dolphin Adventure		Minimum Height of 115cm	Able to Swim	
Dolphin Trainer For A Day		Minimum 4 years old, Below 110cm must be carried (1 Adult to 1 Child)	No Requirement	Maximum 6 pax
Dolphin Trek		Minimum 15 years old	No Requirement	
Dolphin VIP		As per selected Dolphin Programme (Dolphin Encounter, Discovery, or Adventure)		

Participants below the age of 18 years old will require the presence of a parent/guardian 21 years old and above to endorse consent of participation to Dolphin Trek.

Participants of Dolphin Trek must NOT be due to fly within the next 12 hours.

With the exception of Dolphin Trek, children below 12 years old must be accompanied by a participating companion for supervision.

Maximum accompanying ratio is 3 children to 1 adult.

All programmes are weather permitting and subject to change.

HEIGHT AND PARTICIPATION REQUIREMENTS

Quick Reference Guide

ADVENTURE COVE WATERPARK

Adventure River

Children under 122cm in height must be accompanied by a supervising companion.

Big Bucket Treehouse

Children under 122cm in height must be accompanied by a supervising companion.

Bluwater Bay

Children under 122cm in height must be accompanied by a supervising companion.

Dueling Racer

Guests must be at least 107cm in height to ride.

Children between 107cm to 122cm in height must be accompanied by a supervising companion.

Pipeline Plunge

Guests must be at least 122cm in height to ride.

Maximum weight of 115kg for Single Rider and 180kg for Double Rider.

Rainbow Reef

Guests must be at least 107cm in height to participate.

Children between 107cm to 122cm in height must be accompanied by a supervising companion.

Ray Bay

Guests must be at least 107cm in height and at least 5 years old to participate.

Children between 5 to 11 years old must be accompanied by an adult who is at least 21 years old.

Riptide Rocket

Guests must be at least 107cm in height to ride.

Children between 107cm to 122cm in height must be accompanied by a supervising companion.

Maximum weight of 115kg for Single Rider and 180kg for Double Rider.

Seahorse Hideaway

Children under 122cm in height must be accompanied by a supervising companion.

Splashworks

Guests must be at least 122cm in height to participate.

Maximum weight limit of 120kg.

Spiral Washout

Guests must be at least 122cm in height to ride.

Maximum weight of 115kg for Single Rider and 180kg for Double Rider.

Tidal Twister

Guests must be at least 122cm in height to ride.

Maximum weight of 115kg for Single Rider and 180kg for Double Rider.

Whirlpool Washout

Guests must be at least 122cm in height to ride.

The allowable weight range for a rider is 26kg to 115kg.

Maximum combined weight of 180kg for Double Rider.

FAILURE TO FOLLOW POSTED GUIDELINES MAY RESULT IN SERIOUS INJURY OR EXPULSION FROM THE PARK.

