

Let's Pin The Fins! Resource Guide

How does a fish move? Does it use legs just like us? Does it walk? Which part of the fish allows it to move?

This activity allows children to find out all about a fish's fins!

Age group:

- 2 - 4 years old

Learning objectives:

- Identify the fish body parts 'fin' and 'tail'
- Explore and understand how they help the fish to swim

Materials:

- Fish Finger Puppets & Song Sheet
- Story: How Does A Fish Move?
- Let's Pin The Fins! Activity Sheet
- Fin-tastic Fish @ S.E.A. Aquarium Guide

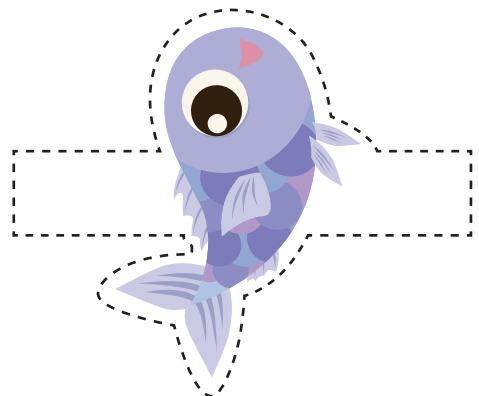
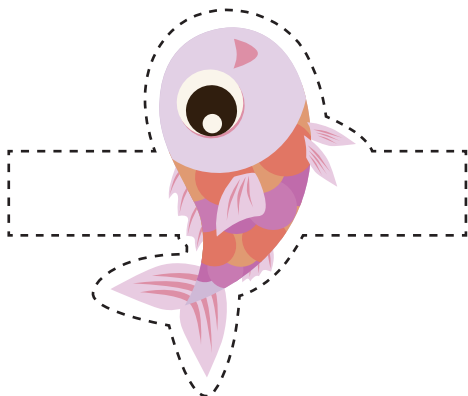


Procedure:

1. Introduction to the topic
 - Fish Finger Puppets: Cut and fit the paper puppets around the children's fingers. Secure with tape.
 - Song Sheet: Sing the song along to the nursery rhyme - Itsy Bitsy Spider.
2. Share the story of How Does A Fish Move?
 - Engage children by asking questions.
 - *Does it crawl? If not, which animal crawls?*
 - *Do you think the fish hops? What animal has legs like these?*
3. Work on the Let's Pin The Fins! Activity Sheet
 - Children to glue pre-cut fin and tail onto the fish.
 - Colour their fish once the glue dries up!

Sing-along: I'm a little fishie

I'm a little fishie, swimming all around
With my fins, swimming up and down
Looking for my friends, swimming left and right
I'm a little fishie, swimming all around


Song Sheet



Fish Finger Puppets

How Does A Fish Move?







How does this fish move?



Does it fly?



Does it crawl?



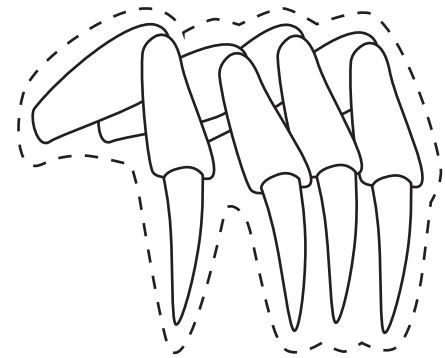
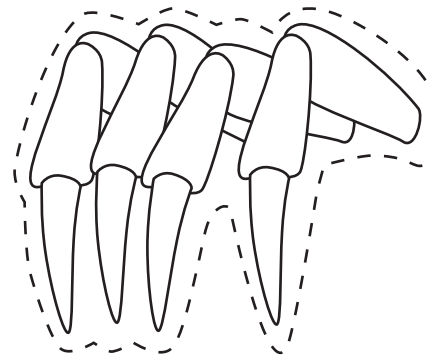
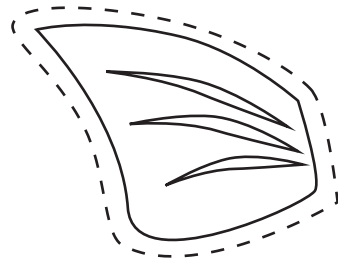
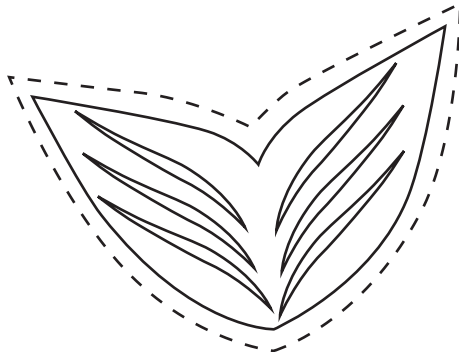
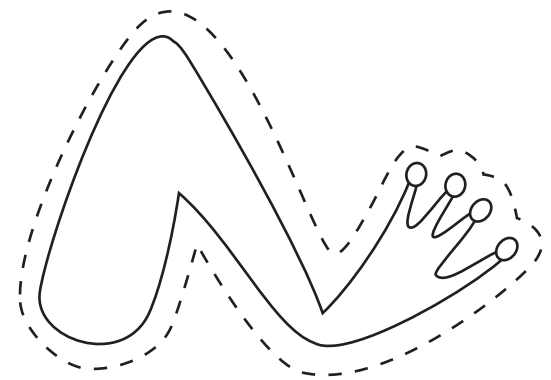
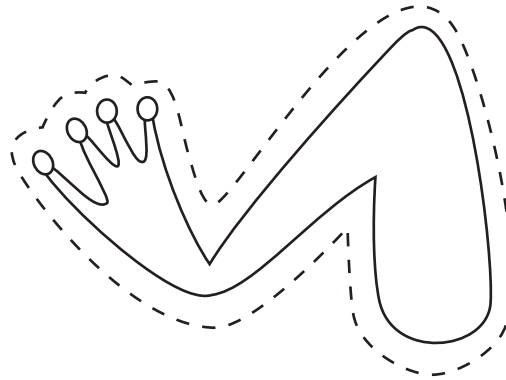
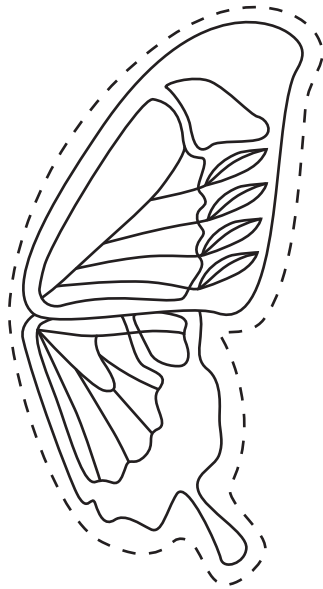
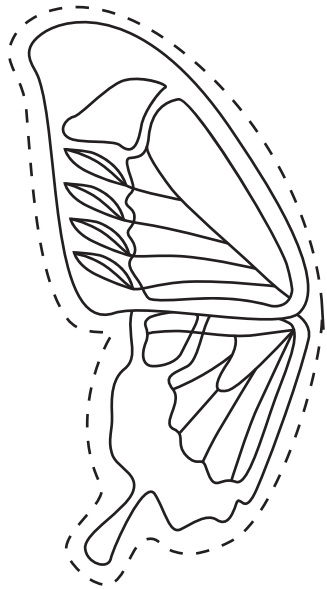
Or does it... hop?



That is correct,
the fish swims using its fins and tail!


Let's Pin The Fins!

Choose the correct body parts for the fish and cut them out.



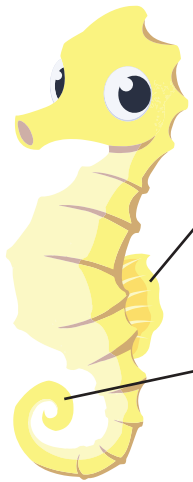
Let's Pin The Fins!

Paste the fin and tail onto the fish so that it can swim.



Fin-tastic Fish @ S.E.A. Aquarium

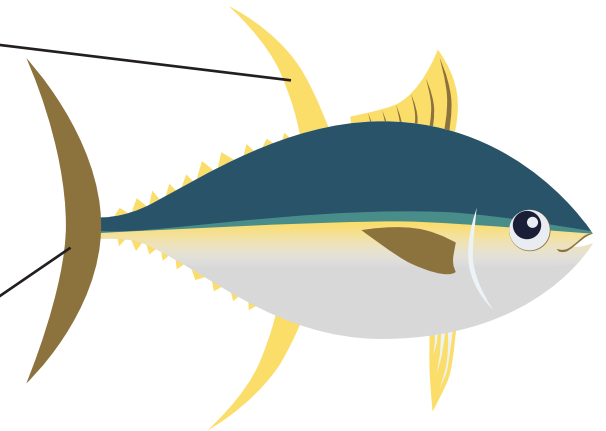
Tiger Tail Seahorse



The seahorse moves very slowly with its short and small fin.

It uses its long tail to hold onto objects so that it does not get swept away.


Yellowfin Tuna



The fin is long and yellow in colour. It helps the tuna maintain balance in the water.

Its large tail is shaped like a crescent moon. This allows the fish to swim fast and over long distances.


Red Lionfish



With a striped tail, it helps the lionfish to hide, making it hard to be seen by other animals.

The red lionfish opens up its fins like a fan. This signals to other lionfishes that it is time to hunt together.

Warty Frogfish



The spine of this fin extends out like a rod with a bait at the end to attract prey!

Fins found on both sides of its body allow it to hold on to rocks while hunting for food.