

S.E.A. AQUARIUM EDUCATOR RESOURCES

PRIMARY SCHOOL
Adept With Adaptations

What Are Adaptations?

“Adaptations are **special characteristics** of an organism that **enhance its survival** in its environment”



Examples of Adaptations



- Tentacles for gripping onto a substrate or prey
- Able to change colour to camouflage



- Breathe through blowhole
- Engage in social behavior and work together



Class Activity

Match the correct adaptations to each of the animals below.



Stingray



Surgeonfish



Seahorse

Long snout

Burrowing into
the sand

Prehensile tail

Stinging barb

Bright coloration

Schooling with other fish



Class Activity

Match the correct adaptations to each of the animals below.



Stingray



Surgeonfish



Seahorse

Stinging barb

Bright coloration

Long snout

Burrowing into the sand

Schooling with other fish

Prehensile tail



Types of Adaptations

**Structural
Adaptation**

Physical features of an organism

**Behavioural
Adaptation**

Specific actions taken by an organism



Types of Adaptations

Structural Adaptation



Walking legs



Stinging barb



Hard shell

Behavioural Adaptation



Nocturnality




Schooling



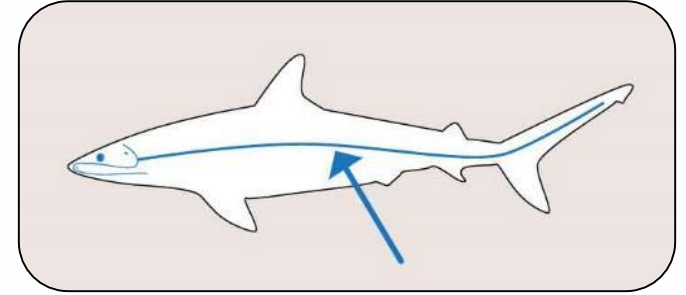
Social behavior




Group the following adaptations of a shark into structural or behavioural.



Oil-filled liver



Lateral line



Nocturnality



Rolling back of eyes




Ampullae of Lorenzini



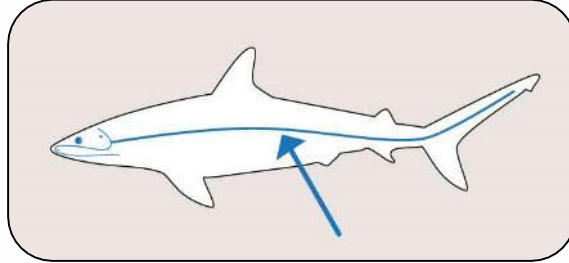
Test biting



Structural Adaptations



Oil-filled liver



Lateral line



Ampullae of Lorenzini

Behavioural Adaptations



Test biting



Rolling back of eyes



Nocturnality



Adaptations and Their Functions



Feeding



Movement



Mating



Defence



Match the organisms to their suitable habitats!

Hermit Crab



Moray Eel




Whale



Coral Reef



Open Ocean



Intertidal



Match the organisms to their suitable habitats!

Hermit Crab



Moray Eel




Whale



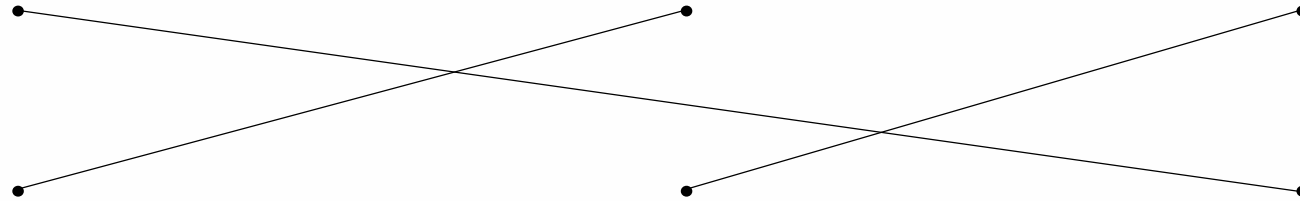
Coral Reef



Open Ocean



Intertidal



Group Activity!



1. Get into groups of 4 or 5.
2. List as many adaptations as you can for each animal shown in the next slide.
3. Explain how the adaptations you have listed help each animal to survive in its habitat.



Group Activity!

Hermit Crab



Moray Eel

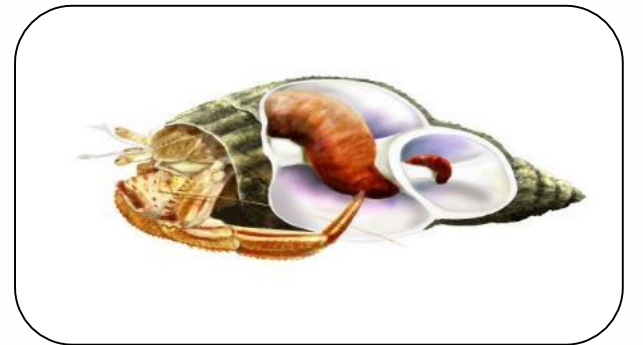


Whale




Adaptations of a hermit crab

- **Walking legs** – enable hermit crab to move around the intertidal zone
- **Outer shell** – protects hermit crab from harm
- **Hiding behavior** – remain hidden from predators



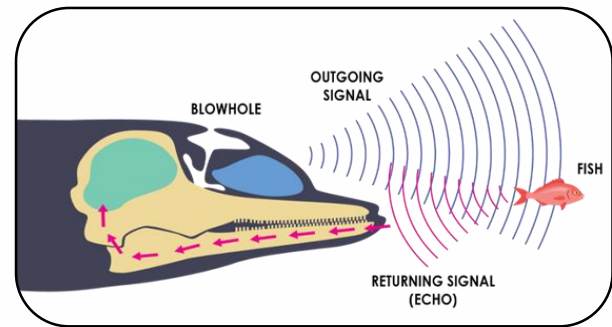
Adaptations of a moray eel

- **Slender body shape** – allows moray eel to swim into crevices of coral reefs
- **Spotted colouration** – camouflage with its surroundings
- **Sharp jaws** – sharp, needle-like teeth to grab onto its prey



Adaptations of a whale

- **Large flippers** – support whale's weight when swimming
- **Blubber** – a thick layer of fat that keeps whale warm and helps it to stay buoyant
- **Blowhole** – allows whale to breathe at the water surface
- **Echolocation** – using sound waves to locate prey, mates, and navigate



Summary

- Adaptations are **special characteristics** of an organism that **enhance its survival** in its environment.
- Structural adaptations refer to **physical features** of an organism.
- Behavioural adaptations refer to **specific actions** taken by an organism.
- Every adaptation has a **function** to help an organism survive in its habitat.

